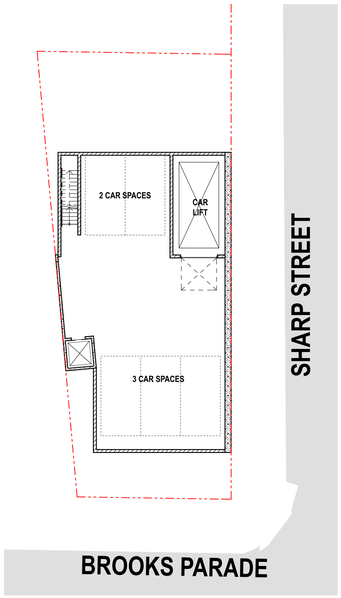

1 Basement Plan

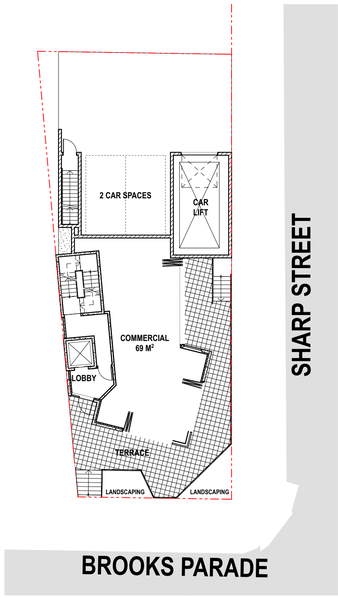

2 Ground Floor Plan

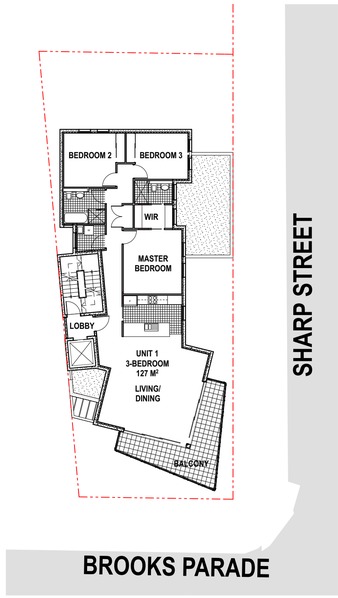

3 First & Second Floor Plans

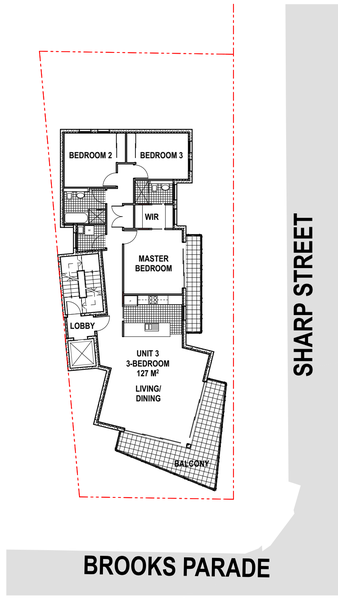

4 Third Floor Plan

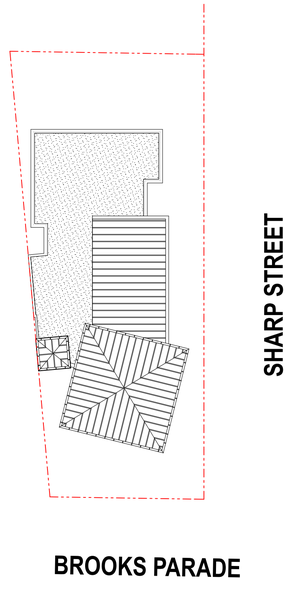

5 Roof Plan

6 South Elevation

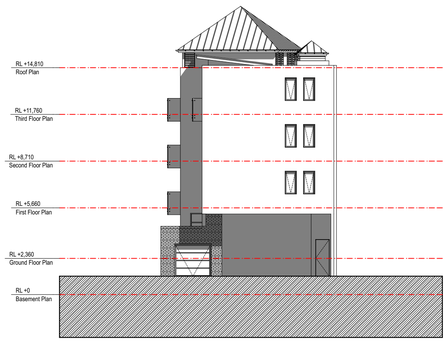

7 East Elevation

10 South West View

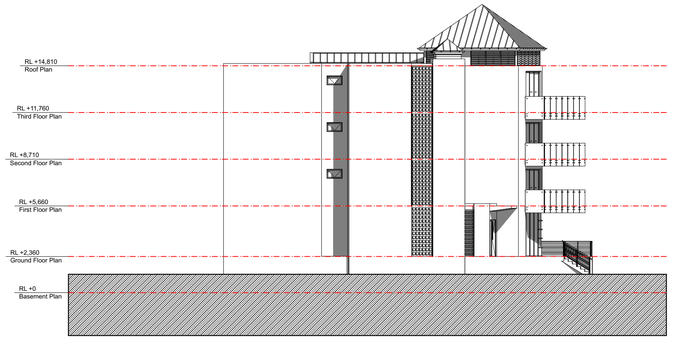

8 North Elevation

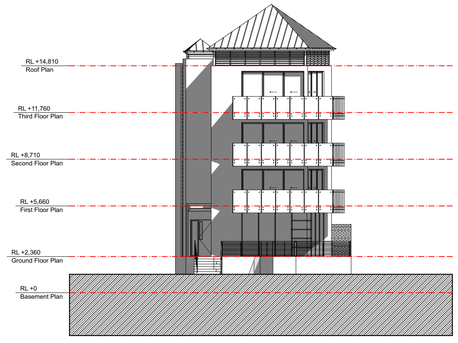

9 West Elevation



11 North West View

The builder shall check and verify all dimensions and verify all errors and omissions to the Architect. Do not scale the drawings. Drawings shall not be used for construction purposes until issued by the Architect for construction.

coeve design ARCHITECTS LTD. ACN 001 691 968

PO Box 362 Mont Albert Vic 3127
Phone: (03) 9899 6471
Fax: (03) 9899 6515
Email: coeve1@coevedesign.com.au
Web: www.coevedesign.com.au

Project:
BROOKS PARADE

Drawing Title:
CORNER LOT
4 STOREY OPTION
PLANS & ELEVATIONS

Client: ---

Scale: 1:200 AT A1	Date: 04 AUG 2016
Drawn By: CDB	Revision: NEW
Project No: ---	Drawing No.: DA62
Plot Date:	5/08/2016